

A Suggestion for Children's Activities

Instructions:

Why not include an activity for children as part of your stall?


Asking young people to draw some of the wildlife they have seen in their own garden or local area, and then pinning them onto a large printed map (such as the Weald to Waves map, or one of your local area) is a great way of encouraging children to think of wildlife and humans on a landscape scale!

This is a great way to encourage a broad level of public engagement for your local nature projects.


Resources: colouring pencils and paper, scissors to cut out any artwork produced, a printed map (ideally A3 or larger), and blue tac/pins to affix the artwork.

Essential is an enthusiastic person to supervise the activity, and encourage the children. You can print and use the instructions overleaf to guide the children.






Wildlife in your garden




What have you seen?





Draw some of the animals you have seen where you live...



Next, add your art to the map!

Think about how that animal moves around in the landscape

